

# Recovering Microsoft® Exchange Server data.



## Table of contents

pg 3 / Why recovering and searching email archives is important

pg 5 / Why recovering and searching email archives is difficult

pg 7 / How Ontrack® PowerControls™ for Microsoft® Exchange Server solves the problem

pg 8 / Works with existing environment and backup process

pg 9 / The benefits of Ontrack PowerControls

pg 11 / What to do next

# Why recovering and searching email archives is important

Email has become the lifeblood of business. More than any other means of communication and any business tool, electronic mail is relied upon by companies for running virtually every aspect of their enterprises. And for many businesses, regardless of their size, the use of email means the use of mailboxes stored on Microsoft® Exchange Server.

From simple internal communications to vital sales calls to customers to invoicing and billing and high-level decision-making, email—and Microsoft® Exchange Server—is involved at every level of business life. A company could not survive without email in the same way that it could not survive without telephones or electricity. And not only does email make employees and businesses more efficient, but it is also the most cost-effective means of communication as well.




Clearly, businesses worldwide are awash in email. And that email needs to be managed for business, regulatory, and legal reasons.

## Business demands for recovering email

Business requirements are the primary factor driving the need for email management. The main reason for this is that many companies are storing email only on the server. Kroll Ontrack, a leading provider of electronic evidence and data recovery, conducted a survey of 177 email administrators who each managed 250 or more mailboxes and found that 37 per cent of companies have email stored only on the server. Because of this, storage space is at a premium and many companies are forced to set mailbox size limits. Kroll Ontrack discovered that 72 per cent of companies have

## Example:

Kelly, an employee at XYZ Manufacturing, found a new job at another company. Before she left on her final day, she worked hard to clean up her desk and all her files. She knew that her Microsoft® Office Outlook® mailbox was always reaching its limit, so to help out she deleted all of her messages. Imagine the Exchange administrator's surprise the next week when he went in to move Kelly's messages over to her replacement's mailbox and he didn't find anything! Kelly's Inbox, Sent, Outbox, Drafts, and Deleted folders were all empty. He needed a quick and easy way to find her mailbox in one of the last backups and move all of her messages.



established mailbox quotas and for 25 per cent, deleting email is the only remedy for employees when they reach a full quota. These limits force employees into deleting a great deal of email, even email that is vital to their work. Because employees delete email that they may still need, they make a greater number of requests to the IT department to restore their email—and in many cases, that email exists only as a backup. So while storing mail on the server and setting mailbox size limits may solve the storage management needs of IT, it creates a conflict with the business needs of employees, thereby increasing the frequency of requests for restoring email messages from a backup.

#### **Regulatory demands for recovering email**

The need to archive and restore email is driven by regulatory demands as well. A variety of state and federal regulations require that email be kept as a normal part of doing business. For example, the Food and Drug Administration and the Security and Exchange Commission both have rules for what information must be stored and made accessible. The Health Insurance Portability and Accountability Act (HIPAA) also imposes a variety of regulations on the storage of health-related information. While the health care industry and the financial services industries are most affected by regulations, other industries are increasingly affected as well. When the Sarbanes-Oxley Act (SOX) became federal law in 2002, it impacted many companies across all industries. It established mandates and requirements for financial reporting that all publicly traded companies must adhere to, including requirements on the retention of original records such as email.

#### **Legal demands for recovering email**

Email dominates communication in today's business environment. As a computer-based system, it has made this communication medium into a formal record, often containing vital pieces of information that may assist a company in tracking key events, employee behaviour, and information exchanges. As electronically stored information (ESI), email messages can be valid legal documents and are governed by a variety of regulations and statutes requiring email retention. Email messages require secure storage and restoration, and often must

be produced in the course of litigation. In fact, more and more companies have lost millions of dollars in court because they failed to adequately retain and produce email records when required to do so.

It is imperative that IT staff understand and comply with the regulations pertaining to producing email as formal records for litigation and ediscovery versus simply restoring email for internal business purposes. There are many software products that may assist in the recovery and production of email, but not all are compliant with the procedures required for addressing the legal and technical complexities associated with ediscovery collections.

#### **Example:**

Tom is a senior research scientist at XYZ Corporation and is the target of a quiet internal investigation to determine whether he is leaking company secrets to a competitor. As part of the investigation, Rachel, the Exchange administrator at his company, has been tasked with finding any messages that he has sent to suspicious email addresses (ones sent to certain domains) or any email with compromising content that he has sent to an external address. Since there is no easy way to search using this criteria, Rachel has had to painstakingly restore likely Exchange backups one at a time and do multiple searches through each one to see what she can find.

# Why recovering and searching email archives is difficult

Many businesses use the Exchange email server because of its full feature set and integration with Microsoft® Office via the Outlook email client. But Exchange has one glaring drawback—it is very difficult to restore messages, mailboxes, and other data. To understand why, we will take a look at the database layout of Exchange.

## Microsoft® Exchange Server database

A major reason why Exchange email archives are difficult to search and restore is the complexity and inflexibility of the database layout and the accompanying recovery process. Because of Exchange Server inflexibility, in many cases searching and restoring simply cannot be done.

Microsoft® Exchange Server contains both Private Information Stores (priv.edb) containing mailboxes, and Public Information Stores (pub.edb) containing public folders. The single file, priv.edb, is the primary database for all mailboxes. It contains mailboxes as well as email messages; however, it does not contain all email messages in all versions of Exchange Server. There is an additional file called priv.stm used for email as well. This companion file to priv.edb contains all incoming email from Exchange Internet mail service that has not yet been read. When incoming email from the Internet is read, it is added to the priv.edb database and deleted from priv.stm.

Additionally, there are several log files associated with the priv.edb file. These log files contain a record of all the changes that were made to the database, including all email sent and received since the last backup. When a backup is done, the log files copy their information to priv.edb and then the log files are emptied.

## How an Exchange backup works

To fully understand how data can be restored, you need to first understand how Exchange is backed up. As you will see, the nature of these backups, combined with the Exchange Server database structure, makes data recovery very difficult.

There are two general types of Exchange backups: online backups and offline backups. In an online backup, the server continues to function while the backup is performed, so mail can continue to be sent and received. In an offline backup, the server is brought down during backup; therefore, mail service

is disrupted. Online backups have the benefit of not disrupting the email service while offline backups have the benefit of speed. So, administrators have to balance the need for speedy backups against the downside of mail disruption when deciding whether to use online or offline backups.

Administrators also must decide whether to do a full backup or to back up an individual mailbox or individual mailboxes (a.k.a. brick-level backup). In a full backup, the entire priv.edb, priv.stm (if it exists), pub.edb, and associated log files are backed up. This kind of backup is ideal for disaster recovery—should a server or hard disk crash, the entire Exchange database can be restored, and so all email and mailboxes can be restored as well.

However, this kind of full backup poses a serious problem: It is an all-or-nothing approach to restoring data. You can only restore the entire database, with all mailboxes and messages. You cannot restore an individual mailbox or groups of mailboxes, and you cannot restore individual messages. Additionally, you cannot search through the backed-up mailboxes for individual messages or attachments.

Administrators have to balance the need for speedy backups against the downside of mail disruption when deciding whether to use online or offline backups.

Administrators also must decide whether to do a full backup or to back up an individual mailbox or individual mailboxes (a.k.a. brick-level backup).


There is an exception to this—an expensive, complicated method allows administrators to do a full backup and then restore individual mailboxes or messages. First, you have to build a recovery server that is a duplicate of your production Exchange server. Then, you restore the backup to the recovery server. From the recovery server you can export individual mailboxes to PST files and search through those PST files for the messages you need to recover. After all of this, you can finally copy messages back to the production server. This process is expensive and difficult to do, and the restore cannot always be accomplished. Since the recovery server must be set up exactly like the production Exchange server, if configuration information about the Exchange server has not been well-documented, you will not be able to restore the backup to the recovery server. Additionally, buying and maintaining a recovery server requires a great deal of expense. As an alternative, you could build a recovery server only when you needed it; but, that could take an entire day, which is generally impractical in a corporate environment in which information is needed quickly.

If you have done a brick-level backup, you can restore single mailboxes, groups of mailboxes, single messages or groups of messages. However, there are drawbacks to this approach as well. Because of inefficiencies in the way data is backed up, brick-level backups take significantly more storage space than full backups, and they take far more time to complete as well. For example, a server with 400 mailboxes can take about one hour to do a full online backup. The same server, doing a brick-level backup of all of those mailboxes, one at a time, can take 18 hours. Also, you cannot restore a full Exchange database using brick-level backups—for that you have to do a full backup.

### Problems with Exchange backups

This leaves administrators with difficult choices to make when deciding on a backup strategy. Should only full backups be done because they are so much less costly and resource-hungry than brick-level backups? However, with full backups there is no easy way to restore individual mailboxes and messages. This is problematic for administrators who need to find and restore individual mail messages and mailboxes. Doing brick-level backups by themselves, though, is often not practical because of the time and expense involved. And there is the additional problem that entire databases cannot be restored when doing brick-level backups.

As a result, companies are left with a less-than-ideal choice when it comes to backups. Many use a hybrid approach and do both kinds of backups—full backups and brick-level backups—on different schedules. However, because brick-level backups are so costly and time-consuming, some companies do brick-level backups on only certain mailboxes, such as those of the top executives or top managers.



# How Ontrack® PowerControls™ for Microsoft® Exchange Server solves the problem

Ontrack PowerControls is a forensically sound email management tool that helps IT teams efficiently search, recover and restore messages, mailboxes, attachments and other Microsoft® Office Outlook® items from any previous full backup. Ontrack® PowerControls™ solves the problem by allowing administrators to preserve content and metadata when restoring individual messages, mailboxes, attachments, and even notes, contacts, and tasks, from a previous full backup or from a snapshot.

The software can directly read EDB files, so there is no need for doing a brick-level backup to restore individual messages and mailboxes. It lets you search across all mailboxes in an archive EDB file, rather than searching one mailbox at a time or bringing an old backup back online for analysis. You can search by a variety of criteria, including keywords, subject, date, and specific users. Individual mailboxes need not be backed up because they can be restored directly from an EDB file.

Ontrack PowerControls does not require you to change your Exchange environment or your normal backup procedures. And if you happen to change your backup procedures, it will work with them as well. This is because Ontrack® PowerControls ExtractWizard™, which is included with Ontrack PowerControls, restores the database from your Exchange backup to another location. Therefore, you can restore items from legacy backups as well as from your most recent backup. Out of the box, Ontrack PowerControls ExtractWizard can extract a database from a Windows® NT Backup. Additional agents are available to allow it to extract databases from backups created with other software such as Symantec™ Backup Exec™, NetBackup™, and CA® ARCserve® Backup. If you are using snapshot technology, Ontrack PowerControls can directly read the snapshot regardless of its type (full, differential, incremental, etc.).

Ontrack® PowerControls™ solves the problem by allowing administrators to preserve content and metadata when restoring individual messages, mailboxes, attachments, and even notes, contacts, and tasks, from a previous full backup or from a snapshot.

The software can directly read EDB files, so there is no need for doing a brick-level backup to restore individual messages and mailboxes. It lets you search across all mailboxes in an archive EDB file, rather than searching one mailbox at a time or bringing an old backup back online for analysis.

# Works with existing environment and backup process

To better understand how Ontrack PowerControls can be used without changing your existing Exchange environment or backup process, you need an understanding of the architecture. Figure 1 shows a schematic of how it works.

The key to Ontrack PowerControls is its ability to directly read EDB files. Using it requires no change to backup procedures—rather, it works after a backup or snapshot has been completed.

**Step 1:** As normal, use backup software to back up Exchange and create backup sets. Or, use your snapshot software to take a point-in-time snapshot of the Exchange database.

**Step 2:** The Ontrack PowerControls ExtractWizard extracts the files from the backup and restores the files to an alternate location that is not an Exchange server. If you are using snapshots, you do not need to use Ontrack PowerControls ExtractWizard, so you can skip this step.

**Note:** For those backup formats currently not supported by Ontrack PowerControls ExtractWizard, the backup software restores the files to an alternate location that is not an Exchange server.

**Step 3:** Ontrack PowerControls can now be used to view, search, and restore at a granular level to a live environment or alternate location.

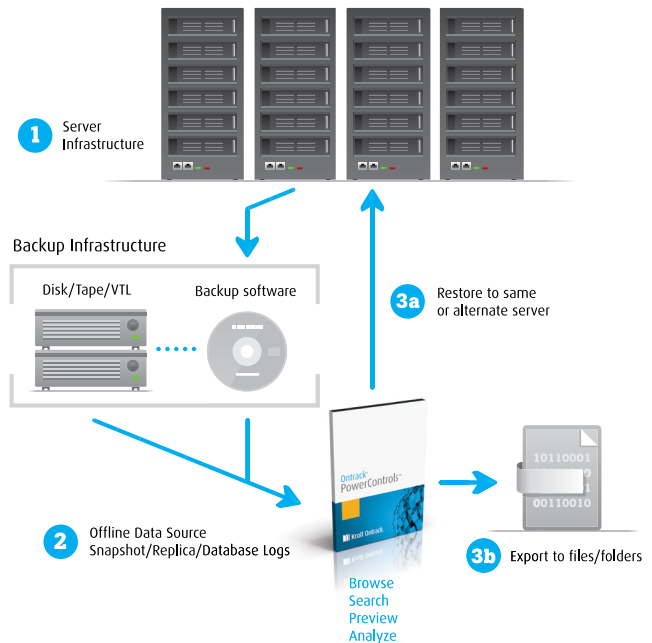


Figure 1 shows the workflow



# The benefits of Ontrack PowerControls

Ontrack® PowerControls™ solves the problems that administrators face in backing up and restoring email from Exchange servers. Because it can search through and extract email from EDB files, it saves time and money, and ensures that corporations always have quick and easy access to archived email, whether needed for internal purposes, legal reasons, or for any other use.

## Time savings

Ontrack PowerControls slashes restore time by allowing you to search for and restore single mailboxes, individual folders, or any number of messages and attachments, making brick-level backups obsolete. You can use Ontrack PowerControls to restore what you want directly to your production Exchange server or to a PST file, thereby saving enormous amounts of time and management resources. In addition, it can restore not only email messages and attachments, but also notes, contacts, calendar, and task items.

Without a brick-level backup, you would normally have to restore the entire EDB file. Now, you can use the Ontrack PowerControls advanced searching feature to look through the EDB file, find the messages or data you want to restore, and restore only those items, rather than the entire database.

## Cost savings

As we have discussed in this paper, it is possible, without Ontrack PowerControls, to recover individual mailboxes and messages using EDB files, but only by using a costly, time-consuming procedure that involves building a recovery server. However, buying and maintaining a recovery server is an expensive proposition. In addition, the backup process itself is time-consuming and tedious, requiring substantial resources from the IT department.

So, yes, there are other options for searching for and recovering individual mailboxes and messages; however, Ontrack PowerControls provides a much more efficient and cost-effective solution than other methods of restoration for a price that is well worth the investment—typically paying for itself upon the initial use. Ontrack PowerControls is the most solid alternative to other, more labour-intensive and costly methods of recovering individual mailboxes and messages.

## Major reasons for using Ontrack PowerControls

There are six primary ways you can benefit from using Ontrack PowerControls:


- Minimise the amount of storage space and the costs required to store and archive your backups. Ontrack PowerControls eliminates the need to back up mailboxes individually, thereby completely eliminating the space, cost, and time associated with performing brick-level backups.
- Greatly reduce the time required to restore an individual mailbox. Ontrack PowerControls restores mail items from a previous full backup directly into your production Exchange server or into a new or existing PST file. This eliminates the extra steps required to separately import mail back into Exchange or Microsoft Office Outlook.
- With advanced collection capabilities, Ontrack PowerControls enables IT administrators to leverage one tool to systematically search and export data from a live Exchange environment. Through defined workflow processes, Ontrack PowerControls facilitates a targeted data collection within live Exchange mailboxes, broadening an organisation's collection parameters and providing the legal team with a more comprehensive and accurate data collection.

Ontrack PowerControls completely eliminates the need to back up mailboxes individually. Many companies today perform a full Exchange backup and then run a second process to back up "Very Important Mailboxes (VIM)" individually. Ontrack PowerControls eliminates the need for this second process.

- Minimise the time it takes to back up the Information Store. Ontrack PowerControls completely eliminates the need to back up mailboxes individually. Many companies today perform a full Exchange backup and then run a second process to back up “Very Important Mailboxes (VIM)” individually. Ontrack PowerControls eliminates the need for this second process.
- Minimise the time it takes to locate all email matching specific criteria—keywords, specific user, subject, or date. Ontrack PowerControls has an Advanced Find feature that can search across all mailboxes in an archive EDB file, rather than searching one mailbox at a time or bringing an old backup back online for analysis.
- Cut the time it takes to back up an individual mailbox to ZERO. Because Ontrack PowerControls can restore mailboxes directly from the EDB file, the need for this step is eliminated!

#### Other Benefits

- Supports copying from a live Exchange server. Therefore, Ontrack PowerControls offers functionality to recover from archived as well as active Information Stores.
- Does not have to be installed on an Exchange server. Ontrack PowerControls is designed to run from a Windows®-based workstation and uses native Microsoft® Messaging APIs (MAPI) to communicate with the Exchange server, thus ensuring reliable and consistent operation of your server.
- Maintains integrity of the Exchange source and target data. Ontrack PowerControls is an easy, fast, and effective tool to search, identify, and export relevant data for ediscovery review, or to an archiving system for compliance and regulatory requests. It maintains data integrity by performing read-only operations on the source files. It will not alter data when accessing the target and maintains metadata integrity throughout the collections process.



## What to do next

As we have learned, email recovery can be a difficult and challenging task. Ontrack PowerControls for Microsoft® Exchange Server offers IT administrators a time-saving tool to do it themselves. The best way to see the value of Ontrack PowerControls is to try it yourself. Once you try it, you will see how quickly and effectively it can find and restore items from your Exchange backups or snapshots. To download a free trial version, visit us our website or call us for more information.

Whether a mistake, a malicious effort, or natural disaster, accidents happen and data may be lost. If your Exchange server goes down, do not panic—just open Ontrack PowerControls to begin your data recovery efforts and retrieve all the new messages since your last backup or snapshot. Begin by rebuilding your production server from your last full backup, then, use Ontrack PowerControls to extract any new messages from the downed EDB file or snapshot and copy them to your new, fully functioning production server.

If you find that the EDB file contains more severe corruption and the recovery requires more extreme measures, you may want to utilise Ontrack Data Recovery, a division of Kroll Ontrack, by calling us at +44 (0)20 3642 9718, or visiting us at **krollontrack.co.uk**

Likewise, if you are faced with a request from the legal department to collect email messages and other documents for a discovery request, or if the request requires restoration of Exchange Server email only available on archival tapes, Ontrack PowerControls can save you time and money by easily restoring individual mailboxes. It will help you avoid the complexities and hassles of setting up one or more Exchange recovery servers to restore tapes, by letting you copy out entire mailboxes to another location and producing a collection of PST files for further processing and review. If you decide that you would like industry-leading expert assistance on your electronic evidence data collection, processing, or production matters, contact Kroll Ontrack by calling +44 (0)20 3642 9718, or to learn more about all Kroll Ontrack products and services, visit us at **krollontrack.co.uk**.

## A partner programme to meet customer needs

Whether a mistake, a malicious effort, or a natural disaster, accidents happen and data may be lost. As we have learned, recovering that data can be an expensive task. Kroll Ontrack, through its Ontrack PowerControls software suite, offers unique partner programmes designed to save your customers time and money while increasing partner revenue opportunities, expanding service and/or product offerings and providing a substantial competitive advantage.

Find out more about how your organisation can leverage the Ontrack PowerControls software solution as an IT reseller or service provider.

[krollontrack.co.uk/partners/authorised-partner-programme/](http://krollontrack.co.uk/partners/authorised-partner-programme/)

## About Kroll Ontrack

Kroll Ontrack provides technology-driven services and software to help legal, corporate and government entities as well as consumers manage, recover, search, analyse, and produce data efficiently and cost-effectively. In addition to its award-winning suite of software, Kroll Ontrack provides data recovery, data destruction, electronic discovery and document review. For more information about Kroll Ontrack and its offerings you can visit our [website](#), follow [@KrollOntrackUK](#) on Twitter or visit our [blog](#).

These materials have been prepared for general information purposes only and do not constitute legal or other professional advice. Always consult with your own professional and legal advisors concerning your individual situation and any specific questions you may have.

### CONTACT

For more information, call or visit us online:

+44 (0)20 3627 2118 | [krollontrack.co.uk](http://krollontrack.co.uk)

+353 (0)1 960 9265 | [ontrackdatarecovery.ie](http://ontrackdatarecovery.ie)

